



**ERSTWHILE UGC HUMAN RESOURCE DEVELOPMENT CENTRE
UNIVERSITY OF MUMBAI**

Rated as Performer by NAAC and All India Rank VII

Organizes online

REFRESHER COURSE IN INDIAN KNOWLEDGE SYSTEMS

Coordinated by

**SIES COLLEGE OF ARTS, SCIENCE & COMMERCE
(EMPOWERED AUTONOMOUS), SION (W), MUMBAI**

September 08, 2025 to September 20, 2025

Last Date of Completed Application: **August 20, 2025**

Click the link to Register:

<https://mmc.ugc.ac.in/Login/Index>

No registration Fees

For any query contact UGC MMTTC office Mob. No.7710061707

Coordinator

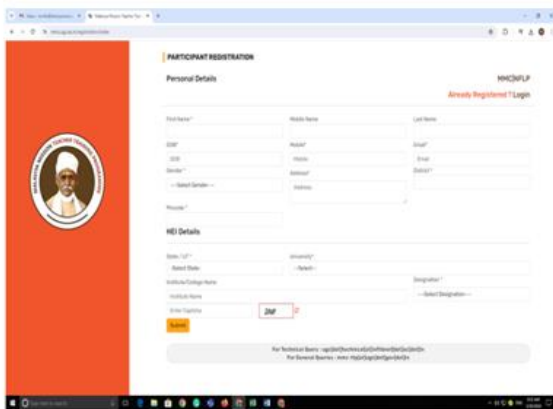
Dr. Kamala Srinivas (M) 9820620224
SIES College of Arts, Science & Commerce
(Empowered Autonomous), Sion (W), Mumbai



<https://mmc.ugc.ac.in/Login/Index>


Steps to Register:

Open the URL: <https://mmc.ugc.ac.in/registration/Index> and this window (shown below will open)



Enter the details and Click SUBMIT button (at the bottom of the screen). You will be registered successfully and a password will be sent to the Registered Email-ID.


Login as "Participant" with the password sent, a screen will appear to set a new password. Create a new password and login again with the new password and you will get a page as shown below:


**MALAVIYA MISSION**
TEACHER
TRAINING PROGRAMME


Letter to MMC (11-12-2023) | User Manual (Participant) | Change Password | Logout


Participant :
Dashboard
Profile
My Programmes
Apply for NEP Theme Training
My NEP Theme Training
Apply for NFLP
My NFLP Training
Apply for Other Programmes
View Other Programmes
Feedback


Dashboard


**My Programmes**

**No. of Online NEP Theme Training Participated**
0

**Apply for NFLP (Nurturing Future Leadership Programme)**

**Apply for Other Programmes**

**Download Certificates**
Download



After registering click on your Profile Page

The screenshot shows the 'Profile Details' and 'HEI Details' sections of a participant's profile. The 'Profile Details' section includes fields for First Name, Middle Name, Last Name, Upload Photo, DOB, Gender, Mobile, Address, District, and Pincode. The 'HEI Details' section includes fields for State / UT, Institute/College Name, University, Designation, Employee ID Card, and Nomination Letter. Arrows indicate the upload buttons for the photo, ID card, and nomination letter, and a red arrow points to the 'Update' button at the bottom left.

Upload your photo, ID card Picture and the Nomination letter (Format attached in mail) (black arrows), after uploading all the 3 Please click on the UPDATE button- at the leftmost bottom of the screen (Red arrow).

Now your registration is complete.

The screenshot shows the application page for participant Prashant Ramesh Naik. It includes a sidebar with navigation options and a main form with fields for Apply For, Program Name & Center Name, Title, Your Subject Area Specialization, Year of Joining As, Nature of Appointment, Fixed Salary, Total Teaching Experience, Pay Level, and Upload NOC. A 'Submit' button is at the bottom left. A link to download a sample nomination letter format is also present.

Once last date is over only selected participants will get confirmation mail.